



Speckled leaf blotch - Wheat

Occurrence and management:

- Found across the Prairies
 - Prevalence varies due to moisture, rotation & variety
 - More prevalent in areas receiving frequent rainfall
 - Limited information on varietal susceptibility/resistance
- Use an integrated approach combining host resistance, rotation, fungicide, etc.

Symptoms occur on:




- Mainly on leaves (A-C)

Initial symptoms:

- Yellow flecks that become tan-light brown coloured, and are generally oval-shaped (A)
- Early signs can be confused with tan spot and physiological leaf spotting (PLS) symptoms
 - If symptoms are not distinct (i.e. the absence of pycnidia), a laboratory test will be required to identify the associated causal agents (if present)

Mature symptoms:

- Elongated, oval tan to light brown lesions, which may follow leaf veins and can coalesce (B)
- Yellowing around mature lesions (B)
- With wetter conditions black fruiting structures (pycnidia) will be visible in lesions (C), & may ooze spores during wet conditions





Management Strategies

Rotation to non-host for => 2 years

Wheat

Canola

Field
peas

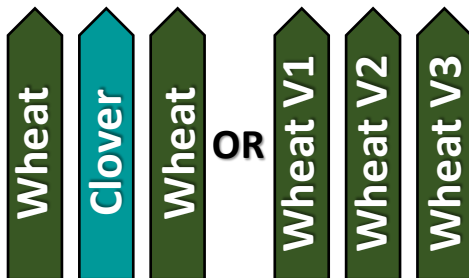
Resistant
varieties*

*Limited information is available on Prairie variety susceptibility/resistance levels. Consult breeders and/or seed growers

Volunteer control



Foliar fungicide*



Intercropping or wheat
variety mixtures

Upper canopy

(Early season symptoms: ~GS37-39

Mid season symptoms: GS59-61

Early + mid season symptoms:

~GS37-39 + GS59-61)

*Make sure to only use fungicides when needed, and to rotate actives and use products with multiple modes of action. Currently, there are no reports of fungicide resistance in the speckled leaf blotch pathogen on the Prairies. However, fungicide resistance is commonly found in Europe and more recently in Australia



**PRAIRIE CROP DISEASE
MONITORING NETWORK**



Thank you to the PCDMN Phase 2 Funders



Canada

